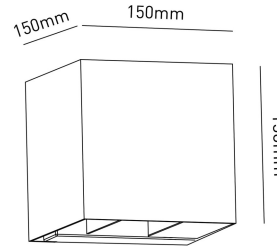




MARBELLASUN
Solar wall lamp
MARBELLA9SUNC2
9 W - 610lm - 3000K



DIMENSIONS	A	B	C
1	150	150	150

GENERAL INFORMATIONS	
Code	MARBELLA9SUNC2
Ean	8031453032159
Family	MARBELLASUN
Product line	Applique - SOL
Technology	LED
Variant	CORTEN
Body material	PLASTIC-ALUMINIUM
Diffuser / lens material	GLASS
Operating temperature (° C)	-20 +40
Years warranty	2

LIGHTING DATA	
Light colour	WW
CCT (K)	3000
Luminous flux (lm)	610
Luminous Flux Module (lm)	950
Beam (°)	95
Color rendering (CRI)	>80

TECHNICAL FEATURES	
Power (W)	9
Supply voltage (V) / Max (V)	3,7 / 3,7
Insulation class	3
Dimmer compatibility	NO
Nominal life (h)	20000
Impact resistance (IK)	6

PACKAGING	
Packaging	BOX
Pack	6 / 6
Gross weight (Kg)	7.9
Net weight (Kg)	1.1

MARBELLASUN
Solar wall lamp
MARBELLA9SUNC2
9W - 610lm - 3000K

- Outdoor aluminum wall light with dusk sensor and microwave presence detector
- Individually adjustable light beam 0°-95° no tools needed
- Graduated scale to adjust the beam width
- Easy to install: does not require connection to mains energy
- Lithium Ion battery 3.7V-2600mAh, 9.62Wh

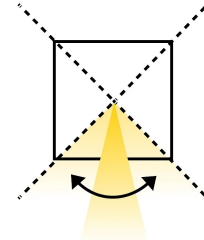
OPERATION

To switch between modes, press and hold the ON/OFF button for 3 seconds while the fixture is switched on, it will flash to confirm the switch to the next mode. The solar panel also acts as a dusk sensor and will activate the fixture below 15lux.

Mode 1: If motion is detected, the fixture switches on at 100% emission. If no motion is detected for 30 seconds, the light output automatically switches to 25lm (3% of light output).

Mode 2: If motion is detected, the fixture switches on at 100% emission. If no movement is detected for 30 seconds, it will turn off

Mode 3: The luminaire will always remain on at 10% output (55 lumen) as long as the ambient brightness does not exceed 15 lux.



Down light
Regolabile / Adjustable

