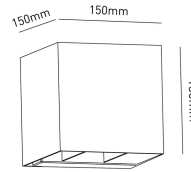



MARBELLASUN
Solar wall lamp
MARBELLA9SUNC
9 W - 610lm - 4000K



| DIMENSIONS | A | B | C |
|------------|-----|-----|-----|
| 1 | 150 | 150 | 150 |

| GENERAL INFORMATIONS | |
|-----------------------------|-------------------|
| Code | MARBELLA9SUNC |
| Ean | 8031453030797 |
| Family | MARBELLASUN |
| Product line | Applique - SOL |
| Technology | LED |
| Variant | CORTEN |
| Body material | PLASTIC-ALUMINIUM |
| Diffuser / lens material | GLASS |
| Operating temperature (° C) | -20 +40 |
| Years warranty | 2 |

| PACKAGING | |
|-------------------|-------|
| Packaging | BOX |
| Pack | 6 / 6 |
| Gross weight (Kg) | 7.9 |
| Net weight (Kg) | 1.1 |

| LIGHTING DATA | |
|---------------------------|------|
| Light colour | CW |
| CCT (K) | 4000 |
| Luminous flux (lm) | 610 |
| Luminous Flux Module (lm) | 950 |
| Beam (°) | 95 |
| Color rendering (CRI) | >80 |

| TECHNICAL FEATURES | |
|------------------------------|-----------|
| Power (W) | 9 |
| Supply voltage (V) / Max (V) | 3,7 / 3,7 |
| Insulation class | 3 |
| Dimmer compatibility | NO |
| Nominal life (h) | 20000 |
| Impact resistance (IK) | 6 |

MARBELLASUN
Solar wall lamp
MARBELLA9SUNC
9W - 610lm - 4000K

- Outdoor aluminum wall light with dusk sensor and microwave presence detector
- Individually adjustable light beam 0°-95° no tools needed
- Graduated scale to adjust the beam width
- Easy to install: does not require connection to mains energy
- Lithium Ion battery 3.7V-2600mAh, 9.62Wh

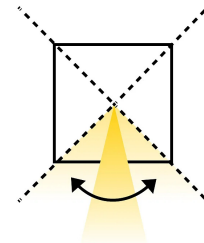
OPERATION

To switch between modes, press and hold the ON/OFF button for 3 seconds while the fixture is switched on, it will flash to confirm the switch to the next mode. The solar panel also acts as a dusk sensor and will activate the fixture below 15lux.

Mode 1: If motion is detected, the fixture switches on at 100% emission. If no motion is detected for 30 seconds, the light output automatically switches to 25lm (3% of light output).

Mode 2: If motion is detected, the fixture switches on at 100% emission. If no movement is detected for 30 seconds, it will turn off

Mode 3: The luminaire will always remain on at 10% output (55 lumen) as long as the ambient brightness does not exceed 15 lux.



Down light
Regolabile / Adjustable

